QUALISUD

PEFC
PEFC/10-4-15
Promouvoir la gestion durable de la forêt
www.pefc-france.org

cofrac
CERTIFICATION DE PRODUITS ET SERVICES
ACCREDITATION N°5-0058
Certification des Produits et Services
Liste des sites et portées disponibles sur WWW.COFRAC.FR

PEFC CHAIN OF CUSTODY CERTIFICATE OF CONFORMITY

Version 3 **- last update**
- validation de la dernière mise à jour le *20/10/2023*

Individual certification / Certification individuelle

This document attests that / *Ce document atteste que*

The enterprise
L'entreprise

MAUTE
4 rue Haute
52160 ARBOT

Product categories *Catégories de produits*	**Chain of custody methods** *Méthodes de suivi*	**N° categories**
Roundwood Bois rond	Physical separation Séparation physique	010000
Chips and particles Copeaux et particules	Credit Crédit	010300
Sawnwood and treated wood Sciages et bois traités	Credit Crédit	030000
Precision *Précision*		

is conform against the standards
est conforme aux exigences des référentiels

PEFC ST 2002:2020 Chain of Custody of Forest and Tree Based Products – Requirements
Chaîne de contrôle des produits forestiers et à base de bois – Exigences
PEFC ST 2001:2020 PEFC Trademarks Rules – Requirements
Règles des marques PEFC – Exigences

Fait à Aire Sur l'Adour le 23 octobre 2023
Le directeur de QUALISUD
M. François LUQUET

Certificat n° **QUAL-PEFC-COC-181139**

This certificate, property of QUALISUD, is valid from 06/12/2023 **to** 05/12/2028
Ce certificat propriété de QUALISUD est valable du *au*

N° Siren : 315 002 915 / Code APE : 9412Z / N° TVA intracommunautaire 31 315 002 915
Siège Social : 2 allée BriseBois - 31320 AUZEVILLE-TOLOSANE - Email : contact@qualisud.fr / www.qualisud.fr

Certificat fourni à l'organisation conformément au programme de certification en vigueur à la date d'édition du présent certificat. Seule la validité sur la base de donnée internationale de PEFC au lien suivant : *https://pefc.org/find-certified* fait foi.
Certificate provided to the organisation in accordance with the certification scheme in force at the date of issue of this certificate. Only the validity on the international database of PEFC at the following link is valid *https://pefc.org/find-certified*

MAUTÉ S.A.S
52160 ARBOT - FRANCE
Tél : (33) 03.25.84.21.08.
maute.sa@wanadoo.fr

BOIS - SCIERIE - ETUVAGE - SECHAGE
Spécialités Hêtre - Chêne

PEFC
10-31-260
Certifié PEFC
Ce produit est issu
forêts gérées
durablement et de

ATTESTATION

I, the undersigned, Mr. Mauté, President of Mauté SAS, confirm that Fabwood has been purchasing PEFC-certified material from us.

In Arbot
On : 30/06/2026

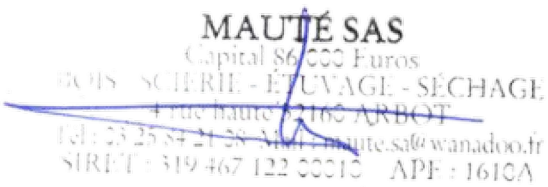

FSC® Certificate

CERTIFICATE CODE: GCL-COC-300005

SCOPE of CERTIFICATION: FSC® Chain of Custody (FSC® CoC)

Onyx International

Address:
Central office: Khasra 900/751, near Luni Panchayat Samiti, Pal Road, Jodhpur, Rajasthan, India - 342001
Branch Office: First Floor, Plot 445, Near Andhra Bank, Sector 1A, Gandhidham, Gujarat - 370201

FSC® STANDARDS – FSC Chain of Custody Standard FSC-STD-40-004 V3-1; FSC Multi-Site Standard FSC-STD-40-003 V2-0 and FSC Trademark Usage Standard FSC-STD-50-001 V2-1

VALIDITY: 11/08/2023 to 10/08/2028

The validity of the certificate shall be verified from the FSC® portal – http://www.FSC.org/

GCL declares that we have inspected the site(s) and / or products of the above-mentioned Certificate holder, and have found them in accordance with the standards mentioned above. The certificate covers the site(s) and / or product(s) as mentioned in the authenticated annex of this certificate. A full list of product groups covered by the certificate holder can be found on the FSC database of registered certificate - http://www.FSC.org/

This certificate itself does not constitute evidence that a particular product supplied by the certificate holder is FSC-Certified (or FSC Controlled Wood). Products offered, shipped or sold by the certificate holder can only be considered covered by the scope of this certificate when the required FSC claim is clearly stated on invoices and shipping documents.

This certificate is in force until further notice, provided the above-mentioned Certificate Holder continues meeting the conditions as laid down in the client contract with GCL. Based on the annual inspections that GCL performs this certificate is updated and kept in force. This certificate shall remain the property of GCL, and that the certificate and all copies or reproductions of the certificate shall be returned or destroyed if requested by GCL.

Date of Certification: 11/08/2023
Place and Date of Issue: London, 11/08/2023
Date of First Issue: 11/08/2023
Certificate No.: GCL-COC-300005

Declared By

Name: Mahmut Sogukpinar
Designation: Chief Operating officer

FSC
www.fsc.org
FSC® A000548

GCL INTERNATIONAL LTD
Level 1, Devonshire House,
One Mayfair Place, London,
W1 J 8AJ, United Kingdom.
Tel: +44 (0)845 548 9001
Fax: +44 (0)845 548 9004
Website: Website: www.gcl-intl.com

Asian Paints Limited
F - 601 to 648, Road No. 6
VKI Area, JAIPUR - 302013
Tel. : 0141 - 4277900/901
GSTIN : 08AAACA3622K1ZV
www.asianpaints.com

09th September 2026

To whom it may concern

Object: CONFORMITY TO STANDARD UNI EN 71-3: 2017

Hereby we declare that the following products:

AP Product Code	AP Material Description
1038	Aquadur Interior Matt
1039	Aquadur Interior Gloss
1041	Aquadur Exterior Gloss
1040	Aquadur Exterior Matt
1042	Aquadur Basecoat

comply with the requirements of the standard UNI EN 71-3: 2017 (Safety of toys - Migration of certain elements), as regards the absence of heavy metals or their presence below the limits specified in the new requirements table (column 3: mg/kg in scraped off toy material):

- Aluminium
- Antimony
- Arsenic
- Barium
- Boron
- Cadmium
- Chromium (III and VI)
- Cobalt
- Lead
- Manganese
- Mercury
- Nickel
- Selenium
- Strontium
- Tin
- Organic Tin



Signature

Best Regards,

Jash Vora

(Area Manager: Focus Products)

Asian Paints Ltd

PRODUCT CODE 1038, 1039, 1042

WoodTech Aquadur PU for Interior

Asian Paints WoodTech Aquadur PU is a water based Polyurethane clear coating, which offers excellent smooth finish.



WATER BASED

PRODUCT BENEFITS

Easy Application
WoodTech Aquadur PU can be applied with a brush and roller, making it far easier to apply than conventional PU, which is always spray painted.

Child Safe
WoodTech Aquadur PU has very low toxic metal content and is EN 71.3 compliant for low metal toxicity, which also makes it a child safe product.

Non-Yellowing
WT Aquadur exterior pu provides excellent non yellowing flim to your wooden furniture.

Low VOC and Odour
WoodTech Aquadur PU surpasses European standards for low VOC and is virtually odourless, making it a green product in the complete sense.

Quick Drying
Complete painting your furniture twice as fast with WoodTech Aquadur PU as compared to conventional PU.

PRODUCT FEATURES

DURABILITY



VERY HIGH INTERIOR DURABILITY

✓ HIGH

MEDIUM

LOW

COLOURS AVAILABLE

Clear*

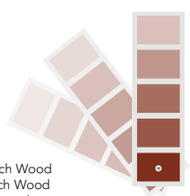

Range of 9 attractive Translucent WoodTech Wood Stains for Interiors & 6 Attractive WoodTech Wood Stains for Exteriors available to add/change colour.

COVERAGE



1 COAT

9 - 11 sq. mtrs/ltr/coat**
On smooth sanded wooden surface by Spraying

11 - 13 sq. mtrs/ltr/coat**
On smooth sanded wooden surface by Brushing and Rolling

AVAILABLE PACKS



WoodTech Aquadur PU Interior Matt (1038) - 1 Ltr. and 4 Ltrs.
WoodTech Aquadur PU Interior Gloss (1039 - 1 Ltr. and 4 Ltrs.
WoodTech Aquadur PU Base Coat (1042) - 1 Ltr. and 4 Ltrs.

FINISH

MATT — SOFT SHEEN — RICH SHEEN — GLOSS

**Actual coverage may vary from the quoted coverage due to factors such as method and condition of application and surface roughness and porosity.

HOW TO APPLY

PRE PAINTING STEPS









CLEANING: Ensure wood to be coated is properly seasoned and all impurities are removed from the wood. Check and maintain moisture level in wood in the range of 10- 15%. Avoid higher moisture content in wood as it will lead to surface defects like popping, pinholes, and poor substrate wetting. Application area & surface must be free from dust, oil, grease, or foreign particles to prevent contamination. Compressor must be free from moisture and oil. Ensure good ventilation in application area.

SANDING: Sand the wooden surface along the grains using sand paper no. 180, and then 320 or 400. Wipe surface to clean off loose dust particles.

INSULATING: (Recommended) Apply 1-2 coats of WoodTech Epoxy Insulator to insulate from oil & resin from the wood, also it reduces absorption of a paint material on Plywood & MDF.

DENT FILLING: If the surface has dents, apply WoodTech Filler with a putty knife over the dented area.

PAINT APPLICATION PROCESS

APPLICATION PROCESS FOR WOODEN SURFACE	CODE	THINNER	DILUTION %	APPLICATION VISCOSITY	RECOATING PERIOD
STEP 1 WOODTECH AQUADUR CLEAR BASE COAT FIRST COAT SPRAY/BRUSH + ROLLER SPRAY	1042	WATER	SPRAY 5 - 15 BRUSH 5 - 15	SPRAY 25 - 30 SECS BRUSH 25 - 30 SECS	5 HOURS
STEP 2 SANDING	SAND THE SURFACE WITH SAND PAPER 320 OR 400 AND WIPE CLEAN				
STEP 3 WOODTECH AQUADUR CLEAR BASE COAT SECOND COAT SPRAY/BRUSH + ROLLER SPRAY	1042	WATER	SPRAY 5 - 15 BRUSH 5 - 15	SPRAY 25 - 30 SECS BRUSH 25 - 30 SECS	5 HOURS
STEP 4 SANDING	SAND THE SURFACE WITH SAND PAPER 320 OR 400 AND WIPE CLEAN				
STEP 5 WOODTECH AQUADUR PU INTERIOR MATT/GLOSSY FIRST COAT SPRAY/BRUSH + ROLLER SPRAY	1038/ 1039	WATER	SPRAY 5 - 10 BRUSH 5 - 10	SPRAY 30 - 35 SECS BRUSH 30 - 35 SECS	5 HOURS
STEP 6 SANDING	SAND THE SURFACE WITH SAND PAPER 320 OR 400 AND WIPE CLEAN				
STEP 7 WOODTECH AQUADUR PU INTERIOR MATT/GLOSSY SECOND COAT SPRAY/BRUSH + ROLLER SPRAY	1038/ 1039	WATER	SPRAY 5 - 10 BRUSH 5 - 10	SPRAY 30 - 35 SECS BRUSH 30 - 35 SECS	5 HOURS
(APPLY THIRD COAT IF REQUIRED AFTER SANDING WITH SAND PAPER NO. 320 / 400 AND WIPE CLEAN)					

APPLICATION PROCESS FOR STONE SURFACE	CODE	THINNER	DILUTION %	APPLICATION VISCOSITY	RECOATING PERIOD
STEP 1 WOODTECH AQUADUR PU BARRIER COAT SPRAY/RAGGING	6A06	NA	NA		2 HOURS
STEP 2 WOODTECH AQUADUR PU INTERIOR MATT/GLOSSY FIRST COAT SPRAY/BRUSH + ROLLER SPRAY	1038/ 1039	WATER	SPRAY 5 - 10 BRUSH 5 - 10	SPRAY 30 - 35 SECS BRUSH 30 - 35 SECS	5 HOURS
STEP 3	SAND THE SURFACE WITH SAND PAPER 320 OR 400 AND WIPE CLEAN				
WOODTECH AQUADUR PU INTERIOR MATT/GLOSSY SECOND COAT SPRAY/BRUSH + ROLLER SPRAY	1038/ 1039	WATER	SPRAY 5 - 10 BRUSH 5 - 10	SPRAY 30 - 35 SECS BRUSH 30 - 35 SECS	5 HOURS

Note: (1.) If required, apply WoodTech Wood Stains for Interiors or WoodTech Wood Stains for Exteriors by ragging on sanded wooden surface and allow 30-120 minutes of drying time. (2.) Use only WoodTech Aquadur PU Basecoat for interior and exterior as sealer coat. Do not use any other product/material for sealing purpose. (3.) There is no maturation time. (4.) WoodTech Wood Stains should not be mixed with WoodTech Aquadur PU basecoat. (5.) Mix Matt and Glossy finishes for desired level of sheen. (6.) WoodTech Aquadur PU basecoat must not be polluted with oil, varnish or the like and must not be sanded with steel wool between coats. (7.) Recoat period is quoted for 30°C and 75% relative humidity, these may vary under different conditions. (8.) Spraying air pressure 2.2 to 2.8 Kgs/sq.cm. (9.) Viscosity as measured through a Ford cup B4 at 30°C. (10.) The containers should be tightly closed after use to avoid any moisture contamination with the liquid material.

HOW TO CHOOSE COLOURS

Browse through Asian Paints colour tools to help you find the right colour combination

WOODTECH WOOD STAIN SHADE CARD



AQUADUR CLEAR FOLDER



WOODTECH AQUADUR WOOD STAIN SHADE CARD



WOODTECH TONES SHADE CARD



The final shade will vary on the basis of the color of the veener, no of coats applied and dilution of the wood stains.

ADDITIONAL INFORMATION

VOC CONTENT

LOW VOC CONTENT

Asian Paints Woodtech Aquadur PU Interior meets the LEEDS VOC criteria as per Indian Green Building Council version 1.0.

PRECAUTIONS

- For optimum performance, Asian Paints WoodTech Aquadur PU Interior must be applied at a temperature between 20°C and 40°C and humidity not above 75%.
- Do not over-thin and mix according to recommended ratios.
- Stir well and strain before use.
- For best performance, choose appropriate % of the thinner as per the climatic conditions. Choose slow drying thinner for application at higher temperature.

POST PAINTING CARE

For removing stains on tiles and metal surfaces, apply NC Thinner on the surface and wipe clean.

If stains are difficult to remove, scrapping can be done after applying NC thinner on the stained area.

Precautions need to be taken while spraying/ brushing, like masking of adjourning areas with suitable material, as the stains may be difficult to remove if present on wood or coated wooden and wall surfaces.

SAFETY FEATURES

- Kindly refer to the MSDS for WoodTech Aquadur PU Basecoat, Gloss and Matt, which gives detailed information on safety measures while handling the paint.
- Store the product at ambient conditions in well ventilated locations and away from source of ignition and fire.
- Use protective equipment like rubber/polyurethane gloves, safety goggles/glasses, face mask while handling the paint.
- Avoid eye and skin contact. In both cases wash with soap and plenty of water. Get medical attention if irritation develops or persists.
- Do not inhale or ingest. In case of inhalation move to fresh air and seek medical attention if symptoms persist in both cases.
- Dispose in land filling. Do not dispose in any drain.
- No added Lead, Mercury or Chromium compounds.

TECHNICAL DETAILS

a. Drying Time: Touch to Dry 60 minutes, Tack Free time 2 hours

b. Flash point: Not applicable

c. Stability of thinned paint: To be used within 24 hours

d. Shelf Life: 18 months from date of manufacture in original tightly closed container away from direct sunlight and extensive heat

Version No. VN29/05/2023